

HOW TO USE A CATHETER THROUGH A STOMA



WASH HANDS


- 1 Get your supplies ready and place near you.
- 2 Wash your hands with soap and water.



WASH

- 3 Gently wash around stoma with warm, soapy water.

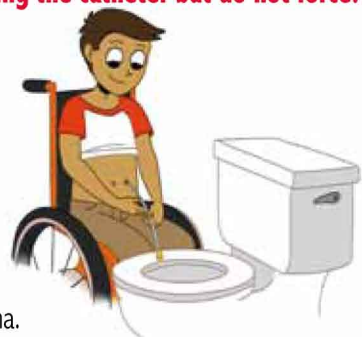

TIP:
Betadine swabsticks or benzalkonium wipes work well, too!



LUBRICATE

- 4 Take catheter out of package. Put lubricant on the first two inches of the catheter.

If you have problems inserting the catheter through the stoma, try gently twisting the catheter but do not force.



INSERT

- 5 Insert the catheter slowly into the stoma.
- 6 When the urine begins to come out, insert the catheter a little more. Let the urine go into a toilet or container.
- 7 When the urine stops, slowly take out the catheter.

WAYS TO LUBRICATE A CATHETER:

- Tear off both ends of lubricant packet and slide catheter back and forth through packet.
- Tear off top of packet (or use tube of lubricant) and squeeze lubricant all along catheter.

THROW AWAY & WASH HANDS

- 8 Throw the catheter away and wash your hands.

