

Advance Plus

Touch Free Intermittent Catheter System



Guide for Use



Hollister Advance Plus intermittent catheter features Touch Free technique enabling users to catheterize with confidence—virtually anytime, anywhere.



**People First:
Heinrich Köberle,
Germany**

The gift is knowing you are the possibility. You are the one to make it happen. Do the work and the rewards will follow.





You can be assured this intermittent catheter, which your clinician has recommended, has the features to help you catheterize with confidence.

- 1 Touch Free protective tip**
helps the catheter bypass environmental bacteria
- 2 User-regulated gel reservoir**
lets users control catheter lubrication
- 3 Integrated collection bag with large handle**
allows touch free catheterization

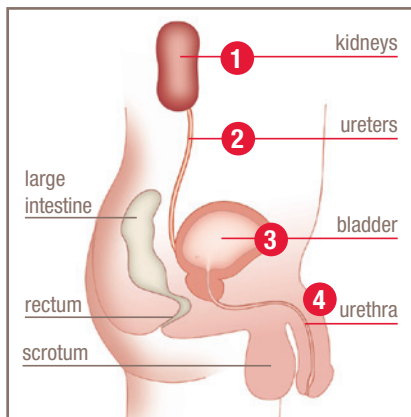
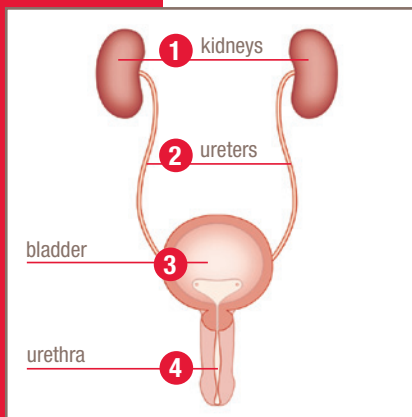




Advance Plus

Touch Free Intermittent Catheter System

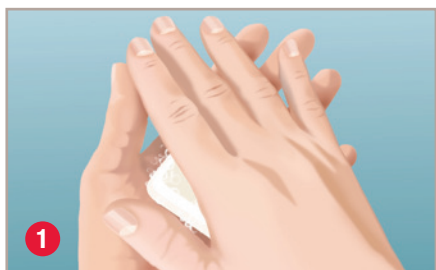
How the Urinary System Works




- 1 Urine is produced by the kidneys, which filter the waste products out of your body.
- 2 The liquid waste is passed via tubes called ureters to your bladder, the organ that stores urine.
- 3 When the bladder becomes full – a signal is sent to the brain to tell the urethral sphincter muscle to relax and the bladder to contract.
- 4 Urine flows down the urethra – the natural tube through which urine exits the bladder, and out of the body.

Self-Intermittent Catheterization (SIC)

When the bladder does not empty on its own, SIC may be recommended. Self-catheterization should be carried out under medical advice and only in accordance with instructions provided. It involves using a catheter to drain urine from your bladder via the urethra. Urine should be expelled on a regular basis throughout the day to keep the body healthy.



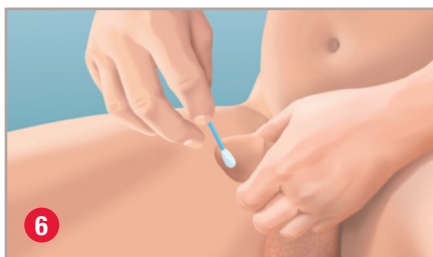
Wash hands with mild soap and water.



Fully fold back the packaging by peeling down on the clear side of the package.



Lay the catheter on the opened package, so the tip is positioned over the paper, taking care not to contaminate the catheter tip.



Hold the penis. Pull back the foreskin (if present) and cleanse around the opening of the urethra and then the glans with mild, unscented soap or a non-alcoholic wet wipe. If you are using the Advance Plus Kit, use the BZK swabs provided for cleansing.



To empty before disposing the product, tear the collection bag at the notch to drain the urine into a toilet or other collection device.



The catheter may be disposed of in a waste basket. DO NOT FLUSH DOWN TOILET. Wash hands with mild soap and water.

Confidence. Pure and Simple.



Remove the red cap from the protective tip of the catheter.



Hold the gel reservoir (without squeezing) in one hand and with the other hand move the catheter forward until tip of the catheter fills the protective tip. Ensure the catheter does not protrude from the tip.



Lift the penis upward. Holding the gel reservoir gently, insert the protective tip until the base comes in contact with the urethral opening. Keep the protective tip in place. Relax the foreskin (if present).



The gel reservoir should be held gently in place until the catheter has passed through the urethra and into the bladder. As you advance the catheter and the pouch begins to gather, if you want to pull back the pouch, hold the catheter firmly through the gel reservoir. This action will help prevent the catheter from slipping out of the urethra before you gently pull back on the pouch.

Notes

WARNING: To help reduce the potential for infection and/or other complications, do not reuse.

WARNING: If discomfort or any sign of trauma occurs, discontinue use immediately and consult your healthcare practitioner.

- Ready-to-use, single-use intermittent catheter
- Latex-free
- Protective tip and collection bag supports no-touch insertion technique
- Unique gel reservoir
- 2 Ultra-smooth catheter eyelets
- Color-coded funnel
- 1500 mL collection bag

This intermittent catheter is a flexible tubular device that is inserted through the urethra by male, female, and pediatric patients who need to drain urine from the bladder.

PRECAUTION:

Please consult your healthcare practitioner before using this product if any of the following conditions are present:

- Severed urethra
- Unexplained urethral bleeding
- Pronounced stricture
- False passage
- Urethritis – inflammation of the urethra
- Prostatitis – inflammation of the prostate gland
- Epididymitis – inflammation of the epididymis (testicle tube)

PRECAUTION:

Self-catheterization should follow the plan of care and advice given by your healthcare practitioner and be carried out only in accordance with the instructions for use provided. Generally, for urethral intermittent self-catheterization (ISC), it is typical to catheterize at least 4 times a day between 6-8 hour intervals. If you are unsure about your catheterization, please contact your healthcare practitioner.

NOTE: Store boxes in a flat position and at normal room temperature.

Rx Only. Federal (USA) Law restricts this device to sale by or on the order of a physician or other healthcare practitioner licensed under state law to order this product.

Hollister and logo and Advance Plus are trademarks of Hollister Incorporated.

©2012 Hollister Incorporated.

922144-1012

For detailed clinical
questions concerning
our products:

1.888.740.8999

For orders only:

1.800.323.4060



Hollister Incorporated
Libertyville, IL USA

Distributed by
Hollister Limited
Aurora, Ontario
1.800.263.7400

www.hollister.com